



MADE IN ITALY

DELTA δ -

Sliding door for negative temperature application

Sliding door for negative working temperature mm 120/140
Door to fit on coldrooms with working temperature up to - 40°C. It is composed of a monolithic buffer-type sliding doorwing, insulated with injected polyurethan foam, and steel frame.

The doorwing has on the inside and outside a practical and hardy stainless steel long handle, it can have key-lock on the sliding side.

The sliding doorwing has a rubber gasket with heating element on its perimeter and on the lower floor side(triple heating element), it has different devices for the blocking and facilitates the opening and closing by reducing the traction and thrust power to the minimum.

The doorwing cladding can be either with stainless steel, non toxic painted or pvc coated steel sheet or glassfiber.

COLDTECH

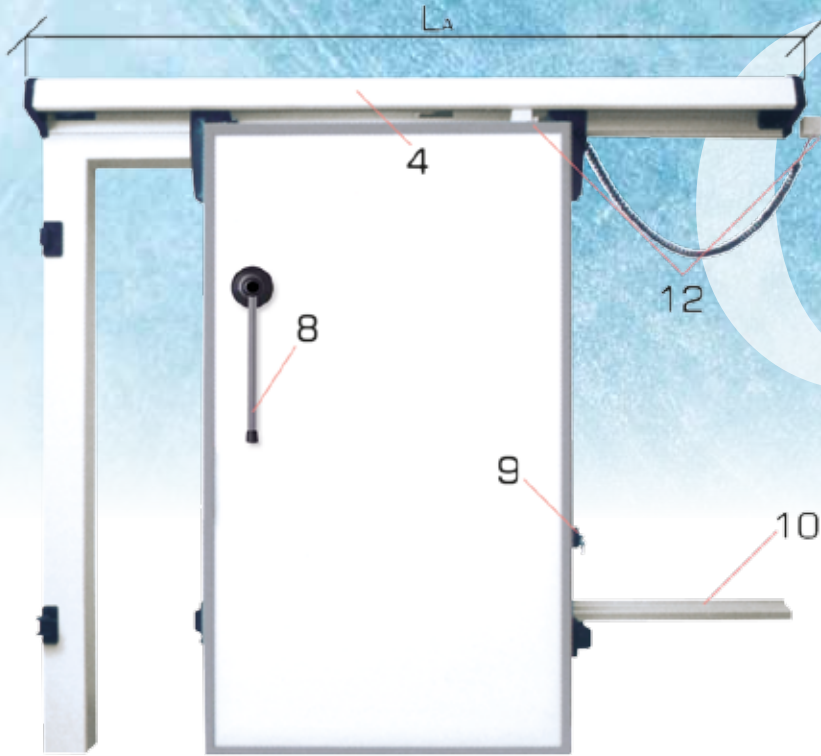
Via Rivera 136/2 – 10040 Almese (TO)
Tel. 0119370518 – Fax 0119319297

coldtech@coldtech.it - www.coldtech.tech

DELTA δ -

Sliding door for negative temperature application

Details



External key-lock



Internal lock



Internal handle
External handle

Options



Standard port hole
400x700 triple thermal
glass 4-6-4-6-4



Detail wheel blocking
system (closed door)



Detail heating element
on floor

Partial front protection in
stainless steel or goffred
aluminium (sp.2 mm)

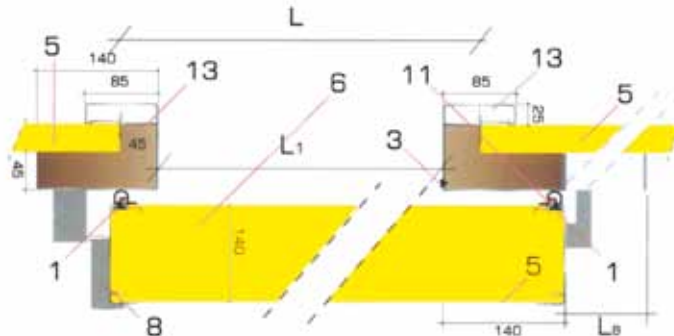
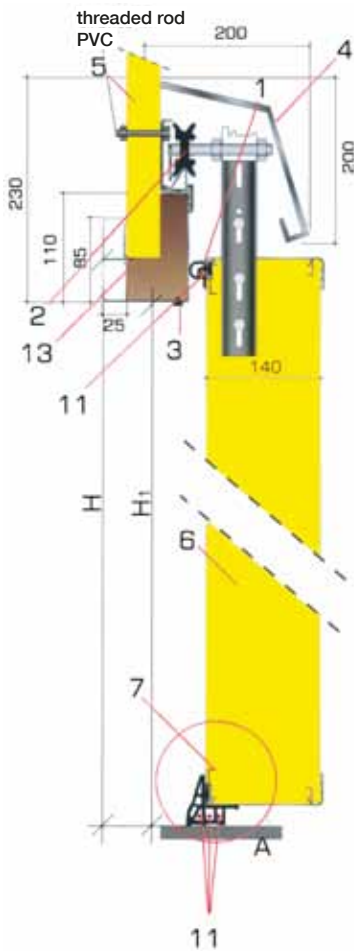
Features

$$L = L_1 + 100 \text{ mm}$$

$$H = H_1 + 50 \text{ mm}$$

$$L_A = L_{1x2} + 480$$

$$L_B = L_1 + 200$$



Legend

A	Standard threshold coldroom without floor
1	Gasket on perimeter in epdm rubber
2	Pulley
3	Thermal interruption
4	Steel sheet cover of sliding system
5	Wall panel in expanded polyurethan
6	Door panel in expanded polyurethan
7	Gasket on floor in epdm rubber
8	Handles for opening
9	Lock
10	Rear rail
11	Heating
12	Heating element
13	Supporting frame of pvc, painted st. sheet or s/s